

Vendor Setup Guide

1.) **Sign up as a vendor** – Register to become a vendor. Make sure USD is highlighted in red to avoid any confusions in commission calculations (see image below).

Login

Username or email address *

Password *

 Remember me

[Lost your password?](#)

Register

Email address *

Password *

Strong

First Name *

Last Name *

Shop Name *

Shop URL * Available

<https://bollypiano.com/store/john-smith-sheets>

Phone Number *

 I am a customer
 I am a vendor

Make sure USD is highlighted in red.



2.) **Setup your store** - Once you have registered, you will see a simple setup wizard where you can add basic information about your store including your Paypal and/or bank account details. You will then be taken to your personal dashboard.

Withdrawal requests will only be allowed once your balance reaches US\$10.00 to avoid recurring transaction fees.

Note: Our current members will be able to download your sheets for free but if you become a significant contributor to our growing library we will consider rewarding you with a percentage of our membership revenue as well.

Bollypiano

Store Payment Ready!


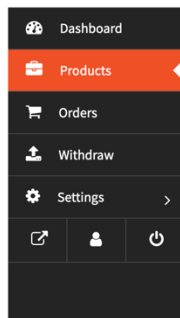
Welcome to the Marketplace!

Thank you for choosing The Marketplace to power your online store! This quick setup wizard will help you configure the basic settings. **It's completely optional and shouldn't take longer than two minutes.**

No time right now? If you don't want to go through the wizard, you can skip and return to the Store!

3.) Add products - Click on Products from the side menu then click on Add new product. In the pop-up that appears you can fill in all the necessary details regarding your product.

Dashboard



No Products Found!

Ready to start selling something awesome?

[Add new product](#)

Share this:



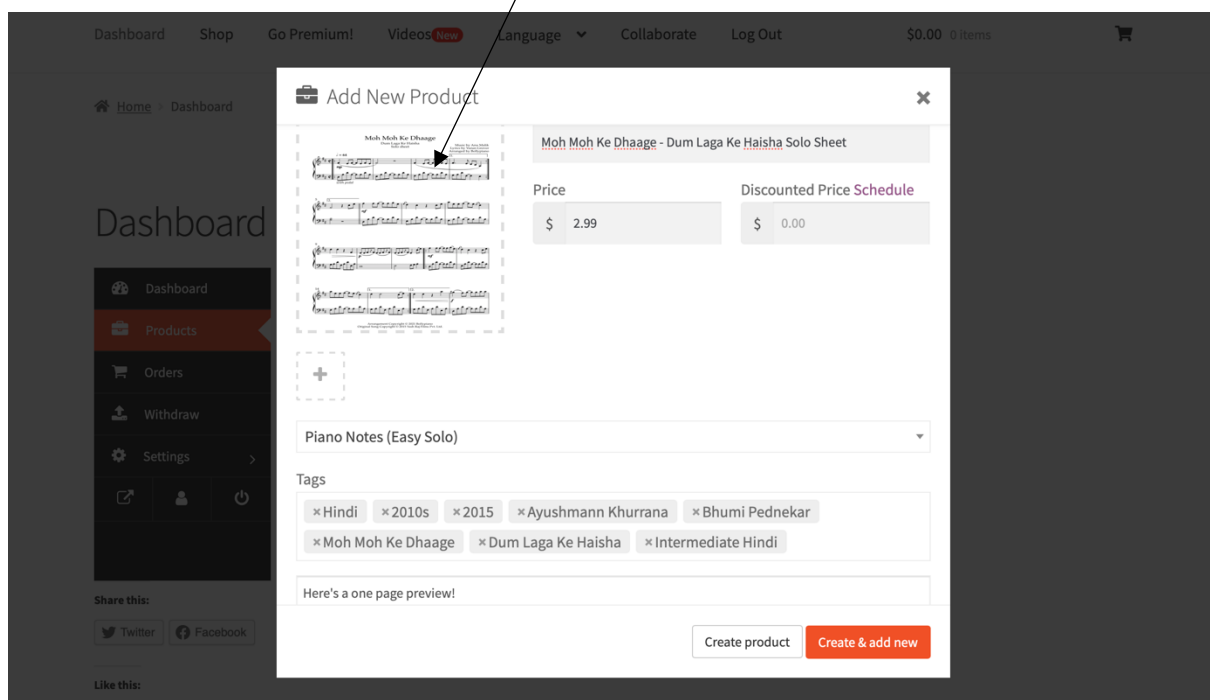
Like this:



Be the first to like this.

Here's a sample product fill up.

Cover Photo



To upload a cover photo you can simply upload your PDF to a website like <https://pdf2png.com/> and extract the .PNG images of each of your pages. Then you can go ahead and upload the first page as your cover photo.

You may leave the category and tags section blank.

Once you have filled up your details in the pop-up, click on “Create Product”. The “Edit Product” page is where you will be able to upload your music sheet PDF. Make sure to tick the “Downloadable” and “Virtual” checkbox in order to do so. You can also add some additional descriptions associated to your product.

Dashboard

The screenshot shows the 'Edit Product' interface for a music sheet PDF. On the left is a dark sidebar with navigation options: Dashboard, Products (highlighted), Orders, Withdraw, and Settings. The main content area is titled 'Edit Product' with a 'Pending Review' badge. The product title is 'Moh Moh Ke Dhaage - Dum Laga Ke Haisha Solo Sheet'. Below the title, there's a 'Permalink' field with the URL 'https://bollypiano.com/product/moh-moh-ke-dhaag...aisha-solo-sheet/' and an 'Edit' button. Two checkboxes are checked: 'Downloadable' and 'Virtual'. The 'Price' field shows '\$ 2.99' (You Earn: \$ 1.495) and the 'Discounted Price' field shows '\$ 0.00'. A 'Schedule' link is visible. The 'Category' is set to 'Piano Notes (Intermediate Solo)'. There are several tags: '2010s', '2015', 'Anu Malik', 'Ayushmann Khurrana', 'Bhumi Pednekar', 'Dum Laga Ke Haisha', 'Hindi', and 'Intermediate Hindi'. A music sheet preview is shown on the right, titled 'Moh Moh Ke Dhaage' by Anu Malik. Below the preview is a 'Short Description' field with a rich text editor containing the text 'Here's a one page preview!'. Further down is a 'Description' field with a rich text editor containing the text: 'Download and print the Moh Moh Ke Dhaage easy solo sheet PDF with accurate piano notes and chords from Dum Laga Ke Haisha. Arranged in the scale of D major (same as original key)'. Below the description is an 'Inventory' section with a 'SKU' field, a 'Stock Status' dropdown set to 'In Stock', and checkboxes for 'Enable product stock management' (unchecked) and 'Allow only one quantity of this product to be bought in a single order' (checked). At the bottom is a 'Downloadable Options' section with a table for managing files. The table has columns for 'Name [?]', 'File URL [?]', and 'Action'. One row is visible with the name 'Moh Moh Ke Dhaage - Dum Laga Ke Haisha So' and the URL 'https://bollypiano.com/wp-content/u'. There are 'Choose file' and 'Delete' buttons for this row. Below the table is an 'Add File' button. At the bottom of the section, there are 'Download Limit' (set to 2) and 'Download Expiry' (set to -1) fields.

Once everything is complete, you will see your sheet live on our site upon our approval.

We have a few guidelines and text suggestions that you can follow whilst uploading your products.

Guideline for Naming Your Products

Easy Solo Sheet

[Song Title] - [Movie Name] Easy Solo Sheet

Easy MIDI File

[Song Title] - [Movie Name] Easy Piano Solo

Intermediate Solo Sheet

[Song Title] - [Movie Name] Solo Sheet

Intermediate MIDI File

[Song Title] - [Movie Name] Piano Solo

Advanced Solo Sheet

[Song Title] - [Movie Name] Advanced Solo Sheet

Advanced MIDI File

[Song Title] - [Movie Name] Advanced Piano Solo

Suggestions for Other Sections

- **Pricing**

All Sheets and MIDI Files Besides Advanced Arrangements

USD 2.99

Advanced Solo Sheets and MIDI Files

USD 3.99

- **Short Description**

All Sheets

Here's a one page preview!

Scroll down to see a demonstration of [Song Title] on YouTube. (If available)

All MIDI Files

Scroll down to see a demonstration of [Song Title] on YouTube. (If available)

- **Description**

All Sheets

Download and print the [Song Title + Level*] solo sheet PDF with accurate piano notes and chords from [Movie Name].

Arranged in the scale of [insert scale] (same as original key).

Suitable for piano and keyboard.

YouTube - [Song Title] easy piano tutorial. (Attach YouTube link to the text).

All MIDI Files

Paste above text as it is and replace "[Level] solo sheet PDF" with "[Level] piano solo MIDI file"

*Level = Easy, Intermediate or Advanced

- **Download Limit**

All Sheets and MIDI Files : 2

- **Download Expiry**

All Sheets and MIDI Files : -1 (Meaning: No expiry date)